

The logo features a stylized 'UK' in gold, with the 'U' and 'K' overlapping. To the right of the 'UK' is the text 'WEST COAST SWING CHAMPIONSHIPS' in a gold, sans-serif font, arranged in two lines. Below this is the text '2026 COMPETITION RULES' in a bold, black, sans-serif font.

WEST COAST SWING CHAMPIONSHIPS

2026 COMPETITION RULES

Mission Statement

UK West Coast Swing Championships (UKWCSC) is an event dedicated to creating a friendly, respectful and professional competitive environment that celebrates the spirit of dance while maintaining integrity, fairness and inclusivity. We aim to provide a prestigious and fun-filled experience where all dancers can showcase their skills, regardless of their political views, beliefs and backgrounds.

Competition Organiser

UK WCS Championships is organised by Evolve Dance Competitions Ltd. Final decisions on any matter pertaining to these competition rules rests solely with the organisers.

General for All Competitions

Competition Eligibility:

To compete, you'll need to:

1. Purchase a Full or Party Pass weekend ticket and cover any relevant registration fees.
2. Register for the competitions by the official deadlines, which are outlined in the weekend schedule.
3. Pay the necessary entry fees and complete any required entry forms, including signed waivers.
4. Pick up your bib number during competition registration times and wear it.
5. Ensure you meet all other specific eligibility requirements as outlined in these rules.

Competition Requirements:

1. **Entries:** A minimum of five (5) competitors is required for a valid competition category.
2. **Judges:** There will be at least five (5) judges for all competition finals.
3. **Scoring System:** Competitions will be scored by computer and ranked based on relative placements.
4. **Waiver Forms:** All competitors must sign the appropriate waiver form. Competitors under 18 years of age must have a parent or guardian sign on their behalf.

Role Requirements:

At UKWCSC we encourage participants to register in the role that best suits them for any contest. Please note that you cannot dance the same competition in both roles.

Multiple registrations

Multiple registrations are allowed. You may choose to enter any competitions for which you meet the specific entry requirements. However, if you enter more than one couples competition (Strictly Swing or any Routine division), you must dance with a different partner each time. It is possible to compete in one skill level division and additionally in any open/age-based divisions.

For WSDC Jack & Jill competitions, it is possible to compete in 2 skill level division under some circumstances. Please refer to the [official WSDC rules](#) for details.

Submitting a petition

If you want to enter a competition for which you do not meet the entry requirements, or want to change divisions, you should submit a petition. When you register, request a petition form. Fill out the form and submit it before the registration deadline. Include contact information (such as your mobile phone number or hotel room number) so staff may reach you during the event.

The Chief Judge will review your petition and approve or deny your request. Our competition staff will notify you as soon as possible of the decision. If you are requesting to change divisions, you should be prepared to compete in the original division if your petition is denied.

If you qualify for a higher division, but the points are not listed in the registry database yet, please fill out a petition and include the event, placement and tier of the competition as well as a contact for the event so we are able to verify.

Our verification of your eligibility

We will verify that you are eligible for the competitions you enter by checking the World Swing Dance Council (WSDC) Points Registry and other sources of information, if applicable. In some cases (for example, if you submit a petition or do not have the required WSDC points), we may reassign you to a different division. (See worldsdc.com for details about points.) If you have concerns that other contestants are entered in an incorrect division or are ineligible, please inform our Chief Judge privately, as soon as possible. We will investigate and take appropriate action, if necessary.

If we determine before or during a competition that you have registered for the wrong division or are not eligible, we will reassign you to the correct division (if possible) or allow you to withdraw. If we discover your error after the finals, we may drop you (and your partner) out of awards. If we made the error and assigned you incorrectly, no penalty will be applied.

Responsibilities of Competitors:

- **Planning ahead.** You may register for competitions in advance or at the event (during times listed on the schedule). If you register in advance, you should plan to pick up your bib number(s) at the event. Be sure to check for any last-minute changes to the schedule.
- **Knowing the rules.** You should read the rules carefully prior to the competition. You are responsible for following the rules whether or not you have read them. If you have any questions, you should contact our chief judge ahead of time.
- **Being prepared to compete.** You should be in the designated marshalling area at least 15 minutes before your competition to prepare the heats prior to dancing. Check which heat you are dancing in before the competition starts and follow the call for marshalling immediately. For Strictly Swing and Jack & Jill competitions, remember to bring your bib number. If you miss the competition (or withdraw after the registration deadline), you will forfeit your entry fee.
- **Demonstrating good sporting conduct at all times.** You must demonstrate good sporting conduct at all times, both on and off the competition floor. This includes treating your partners, other competitors, competition officials, spectators, and the event itself with respect. Demonstrating a poor attitude by behaving in ways that our chief judge, judging panel, or other competition officials deem inappropriate or disrespectful may result in a violation penalty or disqualification.
- **Using appropriate channels to communicate your concerns.** If you have questions or concerns about our competitions, you should use appropriate channels to share your concerns, such as in private discussion with our chief judge. You are not allowed to confront, pressure, challenge, or argue with individual judges. If you harass or verbally abuse a judge or other competition official, we may disqualify you and may also ban you from competing at our events in the future.
- **Reviewing your scores.** You may review this information to see how you did. If you are unable to review your scores at the event, please use the online version at <https://scoring.dance>

Judging Criteria:

- **Timing.** Swing is danced beginning on the downbeat. Good timing includes not only dancing on the correct beat but finer distinctions such as whether you are dancing to the syncopated “swing” of the music. Your syncopations and footwork also need to be on time.
- **Teamwork.** Swing is a connected partner dance. Demonstrating this connection through lead/follow or action/reaction with your partner is an expected part of any swing dance competition. A balanced performance of give-and-take with your partner should be your goal. Ignoring, disrespecting, or jeopardizing the safety of your partner indicates poor teamwork. Compensating and adjusting for your partner is an expected part of good teamwork.

- **Technique.** How well you execute the movements in your dance constitutes technique. Good technique includes clean execution and completion of dance elements such as control of balance and weight, foot placement, body lines, and spins and turns.
- **Choreography.** Choreography is the selection and order of movements and transitions during your dance. Such choreography may be spontaneous (for example, in a Jack & Jill) or prearranged in a routine (for example, in Rising Star Routine). Good choreography demonstrates an intimate connection with the music and the ability to match patterns and syncopations to the phrasing of the music. It also includes identifiable swing patterns in order to provide variety and contrast.
- **Musical interpretation.** Good musical interpretation consists of adjusting the flow of your dance to fit the style, tempo, mood, and rhythm variations in the music. You should strive to demonstrate the ability to hear and interpret nuances in the music throughout your dance.
- **Presentation.** Creating an atmosphere of excitement by inviting interest in your performance is the desired effect of good presentation. Good presentation begins with your selection of appropriate attire. While providing a good show is one aspect of presentation, it cannot substitute for good dancing. Good sporting conduct before, during, and after your dance is also an expected element of good presentation.

Dance requirements for competitions

The following dance requirements apply to all our competitions. If our judges determine that you have failed to meet one or more of these requirements, they may assign a violation penalty.

1. **Minimum swing content guidelines.** This is a swing dance event. Therefore, our judges will expect to see recognisable swing content from both partners. Guidelines about swing content are provided under the format for each competition. Our judges will determine whether or not you have met our swing content requirement. If you fail to meet this requirement, you may earn a violation penalty.
2. **Social dance skills emphasis.** Our Jack & Jill and Strictly Swing competitions are designed to showcase good social dance skills in spontaneous swing dancing. All dancing in these competitions should consist of lead/follow moves. Prearranged choreography is allowed only in the Routine Divisions.
3. **Connection.** Swing is a connected partner dance. You must maintain physical contact with your partner throughout the dance, except for spins, turns, short breakaways, and recoveries. (in Routine Divisions you may also break contact for acrobatic maneuvers).
4. **Partner weight support moves (“tricks”).** Like other patterns, these moves will be judged according to the standard criteria of timing, teamwork, and technique. Any moves that our judges deem unsafe may earn a violation penalty. We distinguish between two types of partner weight support moves: – **“In the air” support moves:** In these moves, both feet of one partner are clearly off the floor. Lifts, aerials, and some acrobatic maneuvers are examples. – **“On the ground” support moves:** In these moves, you and your partner both maintain physical contact with the floor. Drops, leans, circular movements, leveraged slides, and splits are examples. “On the ground” support moves

are allowed in all competitions. However, any moves that our judges deem unsafe may earn a violation penalty. **When in doubt, leave it out.**

5. **Appropriate music, behavior and attire.** It is our desire to encourage expressive and exciting dance performances without sacrificing quality of dancing and good taste. Routine outfits, choice of music and choreography must be in good taste and appropriate for the age group of the competitors. A breach of this rule may result in violation penalty or disqualification. We encourage you to put on a good show (including humor where appropriate) but within the context of presenting solid dance fundamentals.

Keep in mind that all ages (including young dancers) may be present at our event, and that your performance will be streamed live online and recorded. Any action that our judges believe would make them uncomfortable in social dancing (such as inappropriate touching or simulating sexual behavior) may earn a violation penalty.

Check with our chief judge in advance if you have any questions regarding the acceptability of your music, choreography or competition attire.

Requesting a restart

This only applies to routine division or spotlighted dances. You may request a restart only in certain cases, such as:

- You break a shoe or lose a vital piece of clothing.
- The DJ plays the wrong music for your routine.
- The sound system fails during your dance. You may not request a restart simply because you are dissatisfied with your performance, partner, or music, or because you fail to remember part of your routine. You must request a restart prior to your departure from the floor, and our chief judge must approve your request.
- The chief judge may also call for a restart at any time.

Competition music

- **Music for our Jack & Jill and Strictly Swing competitions.** Our competition DJ will select all music for our Jack & Jill and Strictly Swing competitions. Music for finals spotlight dances will be approximately the same length of time for each couple. The exact time of fade out is left to the DJ's discretion to maximise the effectiveness of the music. If our judges need more time to determine callbacks or final placements, our chief judge may ask our competition DJ to play additional music.
- **Music for Routine Divisions.** You must provide your own music for your routine. You must submit your music to our competition DJ at least 3 hours prior to your competition. If possible, please bring your music to floor trials (see the weekend schedule). Please supply your music to the DJ on a USB flash drive. You are responsible for retaining additional practice copies. You may reclaim your music from our competition DJ after the competition. Any music not reclaimed by the conclusion of the weekend will be discarded.

Division Rules

Jack & Jill

Summary

Jack & Jill competitions are designed to highlight skills in spontaneous West Coast Swing dancing with a variety of partners and music. Competitors enter as individuals, are randomly assigned partners, and dance to music selected by our competition DJs.

Eligibility

To enter, you must be at least 12 years old. If you are under 18, you must have the consent of your parent or guardian to compete, and you should be comfortable social dancing with adults on a regular basis. We are offering skill and age divisions. There is no limit on the total number of entries in each division. You may choose to enter as either a “leader” or “follower.” There are no gender restrictions for your chosen role as long as you meet the following criteria:

- You may enter only one Jack & Jill skill level division (Newcomer, Novice, Intermediate, Advanced, All-Stars, Champions) per role. You must remain in that same role throughout the competition (prelims, semifinals, and finals). You cannot enter the same skill level competition in both roles.
- You may enter only one Jack & Jill age division (Juniors, Sophisticated, Masters). You must remain in that same role throughout the competition (prelims, semifinals, and finals).
- In most cases, you should enter the highest division for which you qualify in your chosen role.
- If you want to enter a division for which you do not meet the entry requirements, or want to change divisions, or believe you qualify for a higher division, you should submit a petition. For example, if previous placements are not recorded in the WSDC Points Registry, list them in your petition.









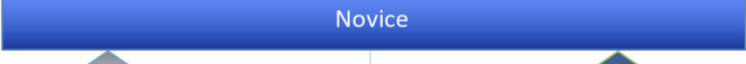
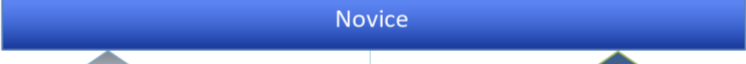


If you are unclear about which division is right for you, check with our chief judge before you register.

Jack & Jill divisions

WSDC Jack & Jill follow the official WSDC rules. If event rules and WSDC rules should be incompatible, WSDC rules superseed the event rules.

Skill level divisions

Please refer to the WSDC Skill Level Jack and Jill Chart below:

Skill Level ⁶	WSDC Category Definitions	Allowed (Dancers are given the <i>option</i> to move to the next skill level)	Required (Dancers are <i>required</i> to move to the next skill level)
Champion	Champions are defined for WSDC Champion Jack and Jill contests. ⁷	Allowed to dance in Champions with 1 Champion points 	Required to dance in Champions with 10 Champion points 
All Stars	All Stars should be extremely competitive.	Allowed to move up with 150 All Star points 	Required to move up with 225 All Star points 
Advanced	Advanced should be very competitive.	Allowed to move up with 60 Adv points 	Required to move up with 90 Adv points or 1+ All Star point 
Intermediate	Intermediate dancers are perfecting their competitive dance skills.	Allowed to move up with 30+ Intermediate points 	Required to move up with 45+ Intermediate points or 1+ Advanced point 
Novice	Novice dancers demonstrate basic dance skills.	Allowed to move up with 16+ Novice points 	Required to move up with 30+ Novice points or 1+ Intermediate point 
Newcomer⁸	Newcomers are new to WSDC competition in their role.	Allowed to move up at the dancer's discretion 	Required to move up with 1+ Newcomer point or 1+ Novice point (by role) 

Age divisions

- Juniors: younger than 18 years at the time of the competition
- Sophisticated: older than 35 years at the time of the competition

- Masters: older than 50 years at the time of the competition

Format

- All dancing in our Jack & Jill competitions should be lead/follow. Pre-choreographed routines are not allowed.
- Our judges will expect to see at least 90% recognisable swing content. For our Jack & Jill divisions, a majority of the swing content must be West Coast Swing.
- You and your partner must maintain physical contact except for spins, turns, short breakaways, and recoveries.
- Support moves must be lead/follow social dance patterns that take the safety of your partner and other couples into consideration. Any moves that our judges deem unsafe may earn a violation penalty. When in doubt, leave it out.
- Costumes are not allowed. However, competition outfits suitable for social dancing are acceptable. Appropriate attire is required.
- Depending on the number of competitors and by the WSDC rules, semi and quarter finals can be added to the comp schedule.
- During the preliminary and semifinal rounds, you will dance in heats with several partners selected randomly. Although you will be judged individually on a callback basis, you must demonstrate good teamwork with all your partners to advance to the next round.
- If there is an imbalance in the number of leaders and followers, some contestants will dance twice. However, even if your name is not called, you should remain in the ballroom throughout the competition, in case any additional competitors are needed at the last minute to dance again.
- Our chief judge will determine the exact number of finalists after our scorer has tallied the results of the callbacks.
- In the finals, we will use a random drawing (or some other random method) to determine your partner. No redraws will be permitted for any reason – it's luck of the draw. Finalists will be judged as couples.
- Additional all-skate dances in finals can be requested by the judges.

Strictly Swing

Summary

Our Strictly Swing competitions are designed to highlight skills in improvised swing dancing (any recognised style) with a chosen partner. Competitors enter as couples and dance to music selected by the competition DJ.

Eligibility

There is no limit on the total number of entries in each division. You may choose to enter Strictly Swing as either a “leader” or “follower.” There are no gender restrictions for your chosen role as long as you meet the following criteria:

- You may enter a maximum of two Strictly Swing skill level divisions (Newcomer/Novice, Intermediate, Advanced, AllStar/Champion) per role. You must remain in that same role throughout the competition (prelims, semifinals, and finals). You and your partner must enter the highest division for which either one of you qualifies in your chosen roles.
- You may also enter another Strictly Swing skill level division in the opposite role.
- If you enter more than one Strictly Swing division (or other couples competitions such as Routines), you must dance with a different partner each time.
- You cannot dance the same Strictly Swing division in both roles.

Format

- All dancing in our Strictly Swing competitions should be lead/follow. Pre-choreographed routines are not allowed.
- Our judges will expect to see at least 90% recognisable swing content. All recognised styles of swing dancing are allowed and encouraged.
- You and your partner must maintain physical contact except for spins, turns, short breakaways, and recoveries.
- Support moves must be lead/follow social dance patterns that take the safety of your partner and other couples into consideration. Any moves that our judges deem unsafe may earn a violation penalty. When in doubt, leave it out.
- Costumes are not allowed. However, matching or complementary competition outfits suitable for social dancing are acceptable. Appropriate attire is required.
- We may hold quarter final, semi final and final rounds, or finals only, depending on the number of entries.
- The chief judge will determine the exact number of finalists after our scorer has tallied the results of the callbacks.
- Additional all-skate dances in finals can be requested by the judges.

Routine Divisions

General Rules:

1. Competitors must familiarise themselves with the rules for each routine division.
2. Submit routine videos (or music and a rough walkthrough) to the event organisers at least two weeks before the UKWCSC. This can be sent via email to contact@ukwscchamps.com

Rising Star Spotlight Routine

General Rules:

1. Competitors must consist of one leader and one follower, with one role switch of no more than eight beats.
2. If fewer than three couples enter, the division may be cancelled or the cash prize reduced at the organiser's discretion.
3. If more than 18 couples enter, prelims may be required, with 10-12 couples advancing to the final.
4. Couples must use the same music for both rounds.
5. Competitors may not compete twice in the same division.

Specific Rules:

1. **Swing Content:** 70% swing content is required, subject to judges' discretion.
2. **Performance Time:** Between 2 and 3 minutes.
3. Competitors are responsible for ensuring their music is provided to the Competition DJ ahead of time and it is the right cut.
4. Costumes are encouraged.
5. Separate entrances are allowed, but couples must join within 32 beats of music.
6. Physical contact must be maintained, except during spins, turns, breakaways, and recoveries.
7. A maximum of 7 partner weight-support moves is allowed, with 3 lifts being optional.
8. Both partners must keep at least one foot on the floor during weight-support moves, otherwise it will be considered a lift.

ProAm Spotlight Routine

General Rules:

1. In ProAm, the couple consists of one professional and one amateur. The routine must be performed in solo format, with both partners judged.
2. Dance order will be randomly selected and announced before the division starts.

Specific Rules:

1. **Performance Time:** Between 1½ and 2½ minutes.
2. **Swing Content:** 50% swing content required, with judges assessing this.
3. The division must consist of one professional and one amateur.
4. The organiser may determine the maximum number of entries.
5. Professionals may perform a maximum of 5 amateur routines.
6. **Definitions:**
 - **Amateur:** Anyone who doesn't teach WCS.
 - **Professional:** Anyone earning a significant income teaching or performing WCS.

Professionals must accept their dance order, even if they have multiple amateur dancers.